

# LEDS C4<sup>®</sup>

## Luminaire

Code 05-E062-Z5-OU\_3200K  
Name MODIS

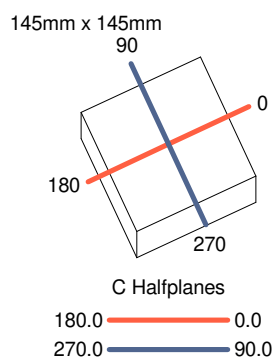
## Measurem.

Code 05-E062-Z5-OU\_3200K  
Name MODIS

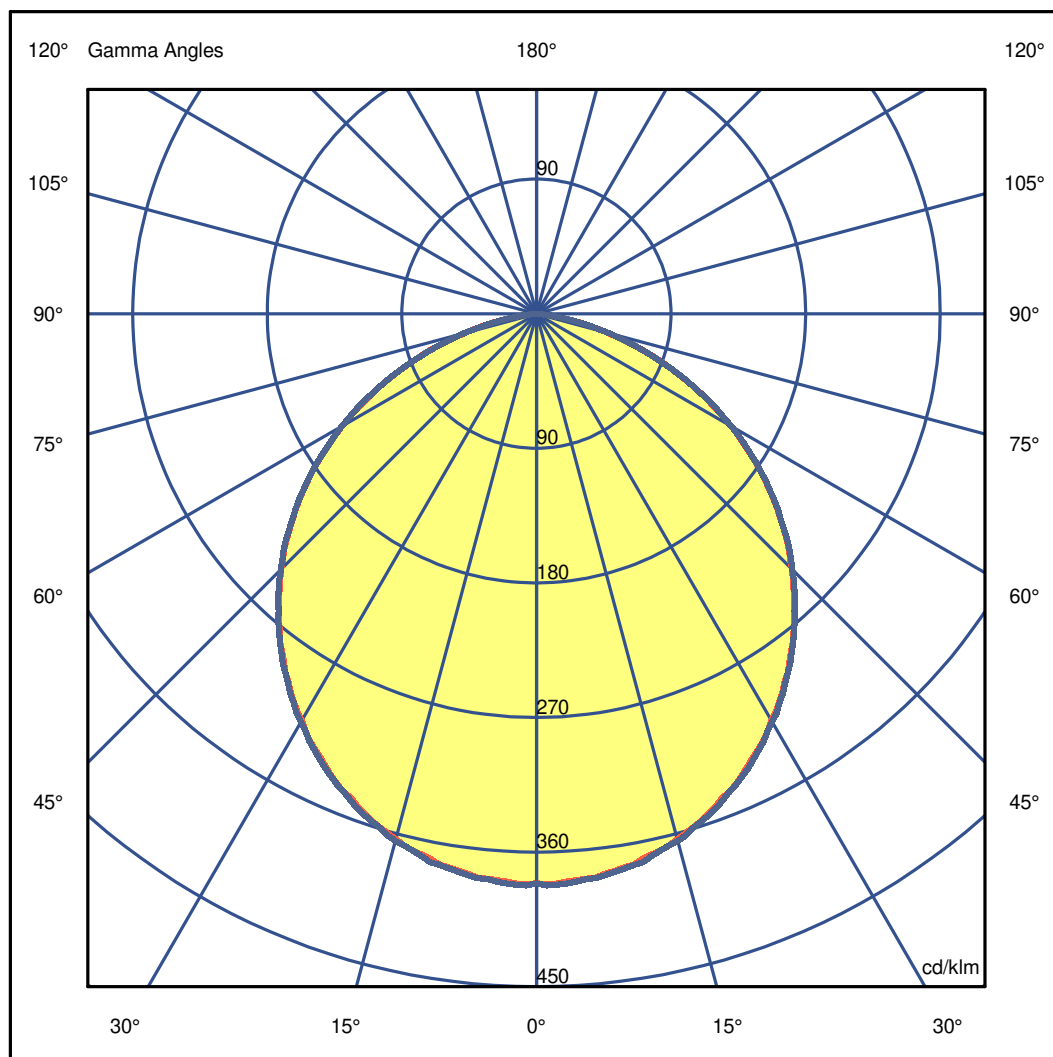
Luminaire Flux	744 lm	Luminaire Power	11.6 W	Efficacy	64.141 lm/W	Efficiency	100.00%
Source Flux	744 lm	Maximum value	382.31 cd/klm	Position	C=90.00 G=1.00	CG	Double Symmetrical
Rectangular Luminaire		Length	145 mm	Width	145 mm	Height	75 mm
Rectangular Luminous Area		Length	85 mm	Width	85 mm	Height	0 mm
Horizontal Luminous Area		0.007225 m <sup>2</sup>		Emitting area on Plane 180°		0.000000 m <sup>2</sup>	
Emitting area on Plane 0°		0.000000 m <sup>2</sup>		Emitting area on Plane 270°		0.000000 m <sup>2</sup>	
Emitting area on Plane 90°		0.000000 m <sup>2</sup>		Glare area at 76°		0.001748 m <sup>2</sup>	
Coordinate system		CG		Symmetry Type		Double Symmetrical	
Date		15-10-2021		Maximum Gamma Angle		90	
Measurement Distance		0.00		Measurement Flux		744 lm	
Operator		qualitat		Rated Voltage			
Temperature				Rated Current			
Humidity				Photocell			
Notes							

## Luminaire Sources

Line	Code LED	Name LED	Flux [lm]	Pow. [W]	Q.ty
			744.03	11.60	1
C.I.E.	50 82 97 100 100	D DIN 5040	A30		
F UTE	1.00 E	B NBN	BZ 4		



ULOR 0.00 %  
DLOR 100.00 %  
RN 0.00 %



# LEDS C4<sup>+</sup>

## Luminaire

Code 05-E062-Z5-OU\_3200K  
Name MODIS

## Measurerm.

Code 05-E062-Z5-OU\_3200K  
Name MODIS

Luminaire Flux	744 lm	Luminaire Power	11.6 W	Efficacy	64.141 lm/W	Efficiency	100.00%
Source Flux	744 lm	Maximum value	382.31 cd/klm	Position	C=90.00 G=1.00	CG	Double Symmetrical

Luminous Intensity Table cd/klm Table 1/2

	C 0.00	C 15.00	C 30.00	C 45.00	C 60.00	C 75.00	C 90.00
G 0.0	380.72	380.72	380.72	380.72	380.72	380.72	380.72
G 1.0	381.43	380.24	380.75	380.78	380.90	379.85	382.31
G 2.0	381.12	379.74	380.98	380.82	380.93	379.85	382.00
G 3.0	380.22	379.30	380.66	380.23	380.37	379.17	381.58
G 4.0	379.61	379.06	380.01	379.31	379.53	378.82	380.58
G 5.0	379.28	378.40	378.70	379.24	379.45	378.25	379.48
G 6.0	378.98	376.75	378.19	378.44	378.39	376.73	379.42
G 7.0	377.20	375.80	377.48	377.05	376.45	376.45	378.29
G 8.0	376.08	374.97	375.84	375.69	376.25	375.21	376.70
G 9.0	374.63	373.79	374.89	374.78	374.99	373.98	375.57
G 10.0	374.10	372.36	373.34	373.08	373.21	372.03	374.19
G 11.0	371.26	370.07	371.15	371.50	371.09	370.44	373.47
G 12.0	369.55	368.75	369.57	369.30	369.76	369.15	370.63
G 13.0	368.36	367.16	368.12	367.71	368.03	367.12	368.34
G 14.0	366.39	365.14	365.87	365.82	365.75	364.74	366.43
G 15.0	363.67	362.22	363.48	363.51	363.38	362.51	364.94
G 16.0	361.40	360.12	361.03	361.03	360.94	360.54	362.75
G 17.0	359.02	357.50	358.11	358.41	358.63	357.57	359.10
G 18.0	356.47	354.94	355.97	356.11	355.84	354.64	356.82
G 19.0	353.38	352.11	353.14	353.07	353.35	352.45	354.34
G 20.0	350.30	349.12	350.17	350.04	350.36	349.38	351.63
G 21.0	346.65	346.76	347.15	347.33	347.07	346.32	348.12
G 22.0	344.76	343.52	344.36	344.39	344.05	343.20	344.51
G 23.0	341.48	339.24	340.65	340.64	341.06	340.26	341.75
G 24.0	337.83	336.53	337.49	336.93	337.09	336.84	338.39
G 25.0	333.92	333.08	333.75	334.01	333.84	332.65	335.02
G 26.0	329.88	329.37	330.04	330.34	330.34	329.54	331.23
G 27.0	326.66	325.61	326.11	326.00	326.36	325.82	327.38
G 28.0	323.20	321.48	322.55	321.90	322.50	321.46	323.70
G 29.0	318.93	317.36	318.36	318.74	318.59	317.55	318.82
G 30.0	313.98	313.88	314.27	314.10	314.42	313.68	315.07
G 31.0	310.57	309.71	309.97	309.95	309.78	309.69	311.57
G 32.0	306.10	305.15	305.59	305.80	305.95	304.75	306.67
G 33.0	301.79	300.86	301.56	301.62	301.52	300.89	302.62
G 34.0	296.56	295.94	297.04	296.91	296.68	296.18	297.31
G 35.0	292.84	291.75	292.20	291.99	292.33	291.45	293.01
G 36.0	287.51	287.08	287.64	287.35	287.67	287.06	288.89
G 37.0	282.76	282.08	282.59	282.95	282.68	281.87	283.43
G 38.0	278.59	277.06	277.92	277.82	278.16	277.01	278.81
G 39.0	272.92	272.10	273.26	272.76	272.83	272.52	273.57
G 40.0	268.10	267.44	267.87	267.54	268.12	267.28	268.71
G 41.0	263.05	262.30	262.20	262.76	262.46	262.15	263.05
G 42.0	257.53	256.71	257.54	257.68	257.13	256.80	258.10
G 43.0	252.13	251.28	252.06	252.36	252.69	251.49	253.03
G 44.0	246.72	246.58	246.75	246.70	246.77	246.58	247.82
G 45.0	241.49	240.75	241.39	241.02	241.03	240.46	241.77
G 46.0	235.72	235.26	235.66	235.94	235.92	234.95	236.41
G 47.0	230.65	229.64	230.35	230.52	230.26	229.86	231.09
G 48.0	224.80	223.92	224.52	224.71	224.60	224.08	225.48
G 49.0	218.80	218.22	218.61	218.32	218.63	217.99	218.87
G 50.0	212.66	212.13	212.52	212.74	212.78	212.14	212.89
G 51.0	207.15	206.23	207.18	206.94	206.69	206.19	207.55
G 52.0	201.04	200.10	200.65	200.66	200.65	200.22	201.51
G 53.0	194.90	194.32	194.48	194.51	194.87	194.16	195.20
G 54.0	188.56	188.04	188.55	188.55	188.51	188.00	189.04
G 55.0	182.61	182.13	182.13	182.24	182.28	181.98	182.68
G 56.0	176.18	175.25	176.10	175.97	175.80	175.26	176.45
G 57.0	169.08	169.13	169.36	169.35	169.48	169.13	169.80
G 58.0	162.93	162.68	163.20	163.12	163.00	162.56	163.41
G 59.0	156.68	156.17	156.44	156.46	156.35	156.18	157.09
G 60.0	150.50	149.63	149.94	149.77	150.14	149.59	150.53
G 61.0	143.48	142.86	143.11	143.28	143.05	142.79	143.35
G 62.0	136.66	136.30	136.76	136.60	136.59	136.22	136.91
G 63.0	129.78	129.51	129.93	129.68	129.78	129.32	130.28
G 64.0	123.26	122.90	123.07	123.15	122.93	122.74	123.29
G 65.0	116.56	115.89	116.36	116.22	116.34	115.99	116.44
G 66.0	109.37	109.12	109.49	109.39	109.42	109.13	109.61
G 67.0	102.91	102.27	102.54	102.72	102.47	102.21	102.83
G 68.0	95.93	95.68	95.73	95.81	95.72	95.42	96.03
G 69.0	89.40	88.91	89.24	88.97	88.95	88.91	89.03
G 70.0	82.15	82.04	82.19	82.09	82.08	81.85	82.36
G 71.0	75.79	75.49	75.64	75.57	75.48	75.10	75.53
G 72.0	69.20	68.93	69.03	69.03	68.82	68.67	69.08

# LEDS C4<sup>2</sup>

## Luminaire

Code 05-E062-Z5-OU\_3200K  
Name MODIS

## Measurem.

Code 05-E062-Z5-OU\_3200K  
Name MODIS

Luminaire Flux	744 lm	Luminaire Power	11.6 W	Efficacy	64.141 lm/W	Efficiency	100.00%
Source Flux	744 lm	Maximum value	382.31 cd/klm	Position	C=90.00 G=1.00	CG	Double Symmetrical

**Luminous Intensity Table cd/klm Table 2/2**

	C 0.00	C 15.00	C 30.00	C 45.00	C 60.00	C 75.00	C 90.00
G 73.0	62.75	62.57	62.62	62.45	62.42	62.31	62.49
G 74.0	56.33	56.12	56.26	56.11	56.06	55.86	56.19
G 75.0	50.17	50.13	50.06	50.01	49.86	49.71	49.91
G 76.0	44.33	44.20	44.17	44.07	43.86	43.72	43.97
G 77.0	38.57	38.35	38.46	38.26	38.16	38.08	38.12
G 78.0	33.17	33.13	33.10	32.86	32.73	32.64	32.74
G 79.0	28.00	27.95	27.87	27.85	27.67	27.45	27.56
G 80.0	23.40	23.31	23.20	23.03	22.87	22.76	22.83
G 81.0	18.97	18.90	18.85	18.68	18.46	18.39	18.40
G 82.0	14.98	15.04	14.88	14.71	14.51	14.39	14.41
G 83.0	11.45	11.50	11.34	11.17	11.00	10.86	10.87
G 84.0	8.42	8.47	8.38	8.20	7.92	7.82	7.80
G 85.0	6.01	6.01	5.86	5.60	5.46	5.28	5.24
G 86.0	3.85	3.98	3.75	3.77	3.37	3.25	3.14
G 87.0	2.58	2.48	2.44	2.07	1.91	1.87	1.49
G 88.0	1.31	1.41	1.31	1.18	0.90	0.81	0.69
G 89.0	0.26	0.71	0.60	0.54	0.38	0.28	0.24
G 90.0	0.03	0.21	0.13	0.18	0.09	0.05	0.06

# LEDS C4<sup>2</sup>

**Luminaire**

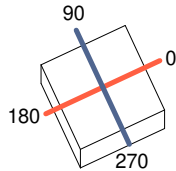
Code 05-E062-Z5-OU\_3200K  
 Name MODIS

**Measur.**

Code 05-E062-Z5-OU\_3200K  
 Name MODIS

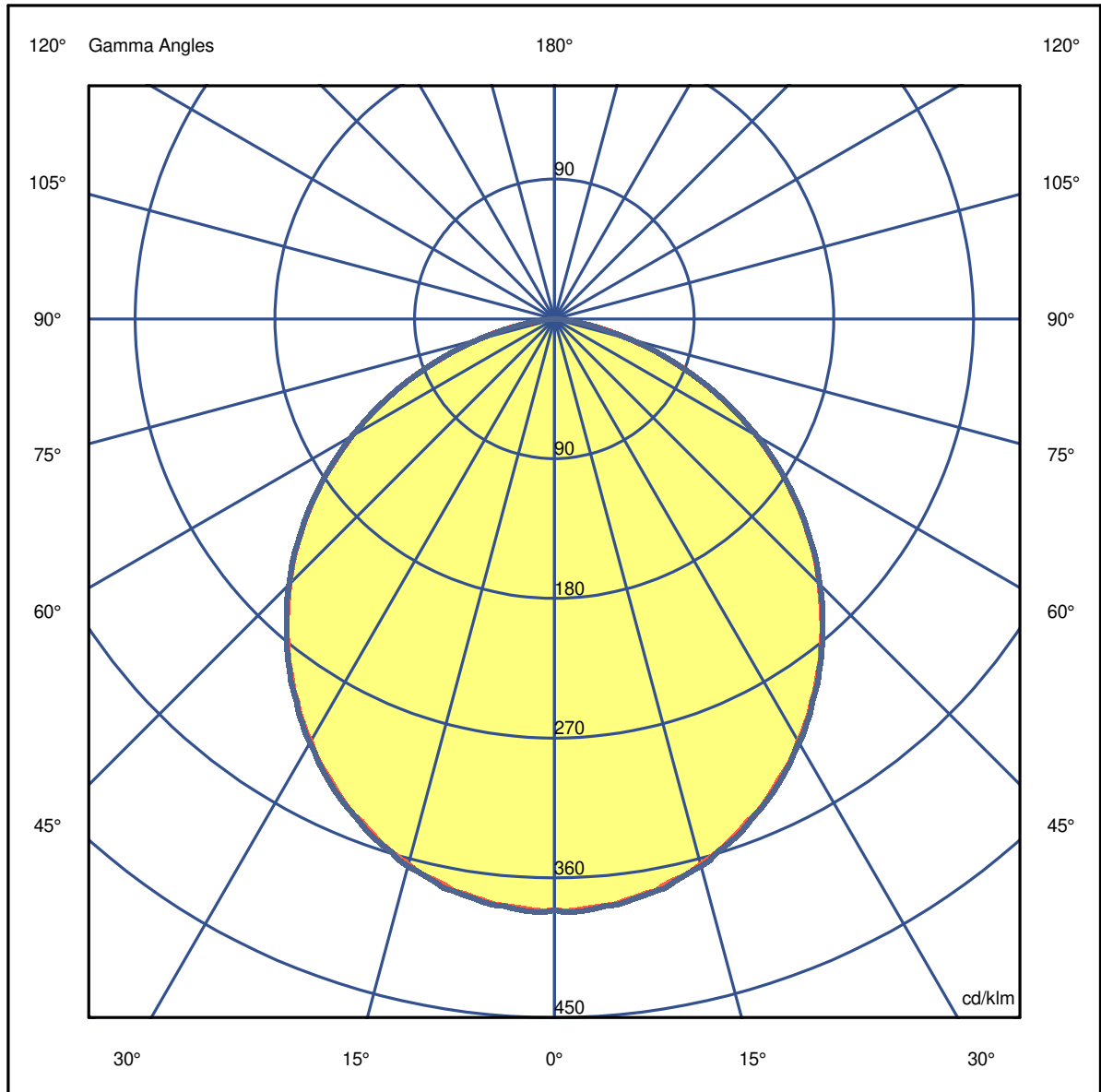
Luminaire Flux	744 lm	Luminaire Power	11.6 W	Efficacy	64.141 lm/W	Efficiency	100.00%
Source Flux	744 lm	Maximum value	382.31 cd/klm	Position	C=90.00 G=1.00	CG	Double Symmetrical

145mm x 145mm



C Halfplanes

180.0 ———— 0.0  
 270.0 ———— 90.0



# LEDS C4<sup>®</sup>

## Luminaire

Code 05-E062-Z5-OU\_3200K

Name MODIS

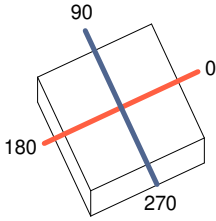
## Measurem.

Code 05-E062-Z5-OU\_3200K

Name MODIS

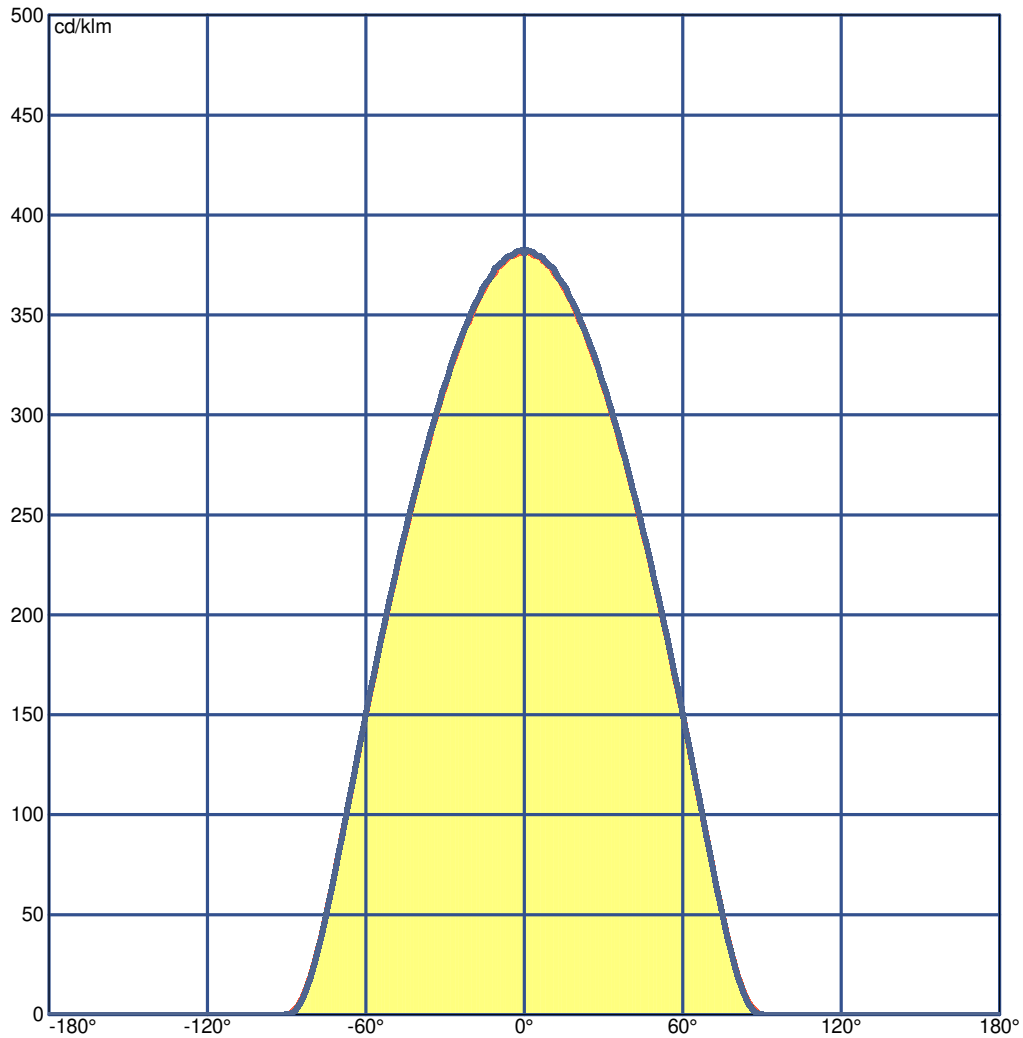
Luminaire Flux	744 lm	Luminaire Power	11.6 W	Efficacy	64.141 lm/W	Efficiency	100.00%
Source Flux	744 lm	Maximum value	382.31 cd/klm	Position	C=90.00 G=1.00	CG	Double Symmetrical

145mm x 145mm



C Halfplanes

180.0 ———— 0.0  
270.0 ———— 90.0



# LEDS C4<sup>®</sup>

## Luminaire

Code 05-E062-Z5-OU\_3200K  
Name MODIS

## Measurement

Code 05-E062-Z5-OU\_3200K  
Name MODIS

Luminaire Flux	744 lm	Luminaire Power	11.6 W	Efficacy	64.141 lm/W	Efficiency	100.00%
Source Flux	744 lm	Maximum value	382.31 cd/klm	Position	C=90.00 G=1.00	CG	Double Symmetrical

**UGR**  
S = 0.250

Reflectancies										
Ceiling/Cavity	0.7	0.7	0.5	0.5	0.3	0.7	0.7	0.5	0.5	0.3
Walls	0.5	0.3	0.5	0.3	0.3	0.5	0.3	0.5	0.3	0.3
Working Plane	0.2	0.2	0.2	0.2	0.2	0.2	0.2	0.2	0.2	0.2
Room Dimensions	Lateral View					Viewed Endwise				
x=2H y=2H	24.7	26.0	25.0	26.2	26.5	24.7	26.0	25.0	26.2	26.5
x=2H y=3H	26.0	27.2	26.3	27.4	27.7	26.0	27.2	26.3	27.4	27.7
x=2H y=4H	26.4	27.5	26.8	27.8	28.1	26.4	27.5	26.8	27.8	28.1
x=2H y=6H	26.6	27.6	27.0	27.9	28.2	26.6	27.6	27.0	27.9	28.2
x=2H y=8H	26.6	27.6	27.0	27.9	28.2	26.6	27.6	27.0	27.9	28.2
x=2H y=12H	26.6	27.5	27.0	27.9	28.2	26.6	27.5	27.0	27.9	28.2
x=4H y=2H	25.3	26.4	25.7	26.7	27.0	25.3	26.4	25.7	26.7	27.0
x=4H y=3H	26.8	27.7	27.2	28.0	28.4	26.8	27.7	27.2	28.0	28.4
x=4H y=4H	27.3	28.1	27.7	28.5	28.8	27.3	28.1	27.7	28.4	28.8
x=4H y=6H	27.5	28.3	28.0	28.6	29.0	27.5	28.2	27.9	28.6	29.0
x=4H y=8H	27.6	28.2	28.0	28.6	29.1	27.6	28.2	28.0	28.6	29.0
x=4H y=12H	27.6	28.2	28.1	28.6	29.0	27.6	28.2	28.0	28.6	29.0
x=8H y=4H	27.5	28.1	27.9	28.5	28.9	27.5	28.1	27.9	28.5	28.9
x=8H y=6H	27.8	28.3	28.3	28.8	29.2	27.8	28.3	28.2	28.7	29.2
x=8H y=8H	27.9	28.3	28.4	28.8	29.3	27.8	28.3	28.3	28.8	29.2
x=8H y=12H	27.9	28.3	28.4	28.8	29.3	27.9	28.3	28.4	28.7	29.2
x=12H y=4H	27.4	28.0	27.9	28.4	28.9	27.4	28.0	27.9	28.4	28.9
x=12H y=6H	27.8	28.3	28.3	28.7	29.2	27.8	28.3	28.3	28.7	29.2
x=12H y=8H	27.9	28.3	28.4	28.8	29.2	27.9	28.3	28.4	28.7	29.2

# LEDS C4<sup>2</sup>

## Luminaire

Code 05-E062-Z5-OU\_3200K  
Name MODIS

## Measurerm.

Code 05-E062-Z5-OU\_3200K  
Name MODIS

Luminaire Flux	744 lm	Luminaire Power	11.6 W	Efficacy	64.141 lm/W	Efficiency	100.00%
Source Flux	744 lm	Maximum value	382.31 cd/klm	Position	C=90.00 G=1.00	CG	Double Symmetrical

Total Flux=744.03 Luminaire Flux=744.03

RI	0.60	0.80	1.00	1.25	1.50	2.00	2.50	3.00	4.00	5.00	10.00	20.00
DRR	0.32	0.41	0.49	0.56	0.62	0.71	0.76	0.80	0.85	0.88	0.94	0.97
RC	5	5	5	4	4	4	4	4	4	4	4	3

Zonal Flux per 1000 Lumen

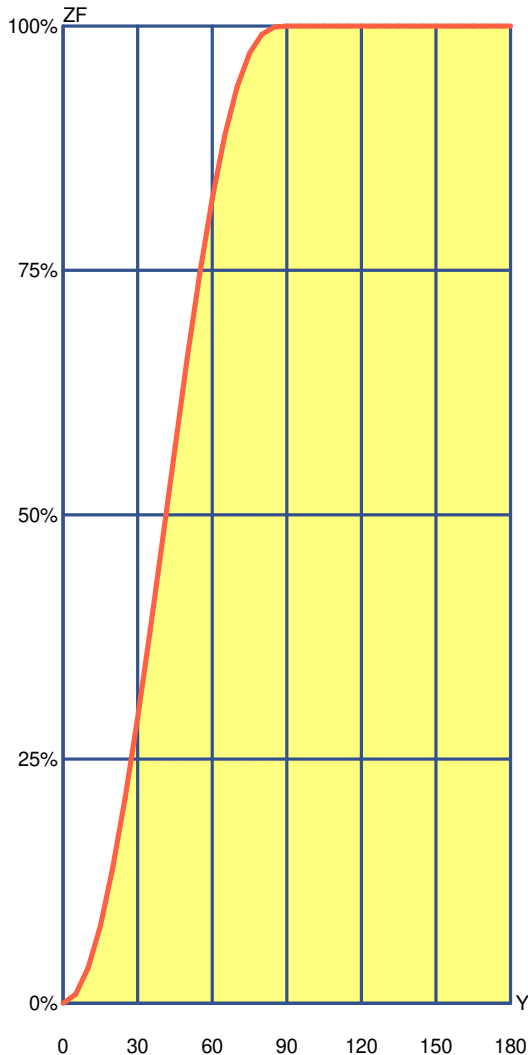
Y°	10	20	30	40	50	60	70	80	90	100	110	120	130	140	150	160	170	180
ZF(Y)	36	138	292	475	661	823	938	992	1000	1000	1000	1000	1000	1000	1000	1000	1000	1000

CIE Flux Codes

50 82 97 100 100

C.I.E. 5/5/5/4/4/4/4/4/4/4/3  
D DIN 5040 A30  
F UTE 1.00 E  
B NBN BZ 4  
RN 0.00000 %  
BLF 1.0

LOR 100.00000 %  
ULOR 0.00000 %  
DLOR 100.00000 %  
UFF 0.00000 %  
DFF 100.00000 %  
FFR 0.00000 %



Gamma °	Zonal Flux			
	Flux	Sum lm	Flux [%]	Sum [%]
0°	0.00	0.00	0.00%	0.00 %
5°	9.08	9.08	0.91%	0.91 %
10°	26.89	35.98	2.69%	3.60 %
15°	43.67	79.65	4.37%	7.96 %
20°	58.78	138.43	5.88%	13.84 %
25°	71.71	210.13	7.17%	21.01 %
30°	81.97	292.10	8.20%	29.21 %
35°	89.27	381.37	8.93%	38.14 %
40°	93.39	474.77	9.34%	47.48 %
45°	94.21	568.98	9.42%	56.90 %
50°	91.71	660.69	9.17%	66.07 %
55°	85.83	746.52	8.58%	74.65 %
60°	76.73	823.25	7.67%	82.32 %
65°	64.65	887.89	6.46%	88.79 %
70°	50.16	938.05	5.02%	93.81 %
75°	34.37	972.42	3.44%	97.24 %
80°	19.19	991.61	1.92%	99.16 %
85°	7.28	998.89	0.73%	99.89 %
90°	1.11	1000.00	0.11%	100.00 %
95°	0.00	1000.00	0.00%	100.00 %
100°	0.00	1000.00	0.00%	100.00 %
105°	0.00	1000.00	0.00%	100.00 %
110°	0.00	1000.00	0.00%	100.00 %
115°	0.00	1000.00	0.00%	100.00 %
120°	0.00	1000.00	0.00%	100.00 %
125°	0.00	1000.00	0.00%	100.00 %
130°	0.00	1000.00	0.00%	100.00 %
135°	0.00	1000.00	0.00%	100.00 %
140°	0.00	1000.00	0.00%	100.00 %
145°	0.00	1000.00	0.00%	100.00 %
150°	0.00	1000.00	0.00%	100.00 %
155°	0.00	1000.00	0.00%	100.00 %
160°	0.00	1000.00	0.00%	100.00 %
165°	0.00	1000.00	0.00%	100.00 %
170°	0.00	1000.00	0.00%	100.00 %
175°	0.00	1000.00	0.00%	100.00 %
180°	0.00	1000.00	0.00%	100.00 %

# LEDS C4<sup>+</sup>

## Luminaire

Code 05-E062-Z5-OU\_3200K

Name MODIS

## Measurement

Code 05-E062-Z5-OU\_3200K

Name MODIS

Luminaire Flux	744 lm	Luminaire Power	11.6 W	Efficacy	64.141 lm/W	Efficiency	100.00%
Source Flux	744 lm	Maximum value	382.31 cd/klm	Position	C=90.00 G=1.00	CG	Double Symmetrical

## Utilizations CIE

Mounting	Direct	Normalization										Normalised										Suspension Ratid/3										Standard CIE Settings																																																																																																																																																																																																																																																																																							
Ceiling																																																																																																																																																																																																																																																																																																																							
K	8873	8773	8871	8771	7773	7771	7753	7553	7751	7551	7731	7331	7711	7111	5551	5531	5331	5511	5111	3331	3311	1111	0000	0.60	215	193	168	151	184	144	111	94	86	73	46	35	17	12	68	37	33	14	11	31	12	10	0	0.80	248	228	178	164	217	157	139	122	97	86	55	44	23	17	80	46	42	20	16	39	17	15	0	1.00	271	252	179	167	239	160	162	145	104	93	62	51	29	23	87	53	48	25	22	46	22	20	0	1.25	290	273	175	166	260	160	185	168	108	99	68	58	36	29	93	59	55	32	28	52	28	25	0	1.50	304	289	171	163	275	157	204	188	110	102	73	63	42	35	96	64	60	37	33	57	34	31	0	2.00	321	309	160	154	295	149	233	218	111	105	79	71	52	44	99	71	68	47	43	65	43	40	0	2.50	333	322	151	147	308	143	254	240	111	105	83	76	59	52	100	76	73	54	50	70	50	47	0	3.00	341	332	145	142	317	138	269	257	110	106	86	80	65	58	101	79	77	60	56	74	56	53	0	4.00	353	345	137	135	330	131	291	281	110	107	90	85	73	67	102	85	82	69	65	80	65	61	0	5.00	360	354	132	130	339	127	306	297	110	107	93	89	79	74	103	88	86	75	71	83	71	67	0	10.00	377	373	121	120	358	118	340	334	109	107	100	98	92	88	104	96	95	88	86	92	85	82	0	20.00	385	383	115	114	368	113	359	356	108	107	104	102	99	97	105	100	100	96	95	97	94	91	0

## Wall

K	8873	8773	8871	8771	7773	7771	7753	7553	7751	7551	7731	7331	7711	7111	5551	5531	5331	5511	5111	3331	3311	1111	0000	0.60	460	448	400	392	441	387	348	340	312	307	262	258	225	224	304	258	257	224	223	256	223	203	0.80	514	502	433	425	493	420	401	392	350	344	300	295	263	260	340	295	293	261	260	292	260	259	235	1.00	549	537	449	442	525	436	438	428	373	367	325	320	289	285	361	319	317	286	284	315	284	283	256	1.25	578	566	460	454	552	447	471	461	390	385	346	341	311	308	378	340	337	308	306	334	306	304	273	1.50	599	588	465	460	572	452	496	486	402	397	361	356	328	324	389	354	352	324	322	348	321	319	286	2.00	616	606	459	455	588	448	523	513	407	403	373	368	344	340	394	365	362	339	337	358	335	331	294	2.50	625	617	452	449	596	442	540	530	408	404	378	374	353	348	395	369	367	347	344	362	342	337	298	3.00	629	621	444	442	599	435	550	540	405	402	380	375	357	353	393	370	369	351	348	362	345	340	298	4.00	639	633	439	437	609	430	568	560	407	404	386	382	367	363	394	376	375	360	357	367	353	347	302	5.00	647	641	437	435	616	428	581	574	409	407	391	388	375	371	396	381	380	367	365	372	359	352	306	10.00	660	657	428	428	629	421	609	604	410	409	400	398	391	388	398	389	388	381	379	378	371	362	312	20.00	655	653	411	410	623	404	612	609	398	398	393	392	388	386	386	381	381	377	376	370	366	356	303
---	------	------	------	------	------	------	------	------	------	------	------	------	------	------	------	------	------	------	------	------	------	------	------	------	-----	-----	-----	-----	-----	-----	-----	-----	-----	-----	-----	-----	-----	-----	-----	-----	-----	-----	-----	-----	-----	-----	------	-----	-----	-----	-----	-----	-----	-----	-----	-----	-----	-----	-----	-----	-----	-----	-----	-----	-----	-----	-----	-----	-----	-----	------	-----	-----	-----	-----	-----	-----	-----	-----	-----	-----	-----	-----	-----	-----	-----	-----	-----	-----	-----	-----	-----	-----	-----	------	-----	-----	-----	-----	-----	-----	-----	-----	-----	-----	-----	-----	-----	-----	-----	-----	-----	-----	-----	-----	-----	-----	-----	------	-----	-----	-----	-----	-----	-----	-----	-----	-----	-----	-----	-----	-----	-----	-----	-----	-----	-----	-----	-----	-----	-----	-----	------	-----	-----	-----	-----	-----	-----	-----	-----	-----	-----	-----	-----	-----	-----	-----	-----	-----	-----	-----	-----	-----	-----	-----	------	-----	-----	-----	-----	-----	-----	-----	-----	-----	-----	-----	-----	-----	-----	-----	-----	-----	-----	-----	-----	-----	-----	-----	------	-----	-----	-----	-----	-----	-----	-----	-----	-----	-----	-----	-----	-----	-----	-----	-----	-----	-----	-----	-----	-----	-----	-----	------	-----	-----	-----	-----	-----	-----	-----	-----	-----	-----	-----	-----	-----	-----	-----	-----	-----	-----	-----	-----	-----	-----	-----	------	-----	-----	-----	-----	-----	-----	-----	-----	-----	-----	-----	-----	-----	-----	-----	-----	-----	-----	-----	-----	-----	-----	-----	-------	-----	-----	-----	-----	-----	-----	-----	-----	-----	-----	-----	-----	-----	-----	-----	-----	-----	-----	-----	-----	-----	-----	-----	-------	-----	-----	-----	-----	-----	-----	-----	-----	-----	-----	-----	-----	-----	-----	-----	-----	-----	-----	-----	-----	-----	-----	-----

## Working Pl.

K	8873	8773	8871	8771	7773	7771	7753	7553	7751	7551	7731	7331	7711	7111	5551	5531	5331	5511	5111	3331	3311	1111	0000	0.60	608	596	568	558	588	553	474	466	456	451	391	387	344	343	447	387	386	343	342	384	342	341	325	0.80	718	704	661	652	692	644	578	568	552	545	486	480	436	433	539	479	477	434	432	475	432	431	413	1.00	803	789	732	723	773	714	664	652	628	621	564	557	514	510	613	556	553	511	509	550	508	506	489	1.25	883	869	796	788	849	777	747	734	699	692	639	632	591	586	682	629	627	586	584	622	583	580	563	1.50	942	928	841	834	906	823	810	796	752	745	696	688	650	644	734	685	682	644	641	676	639	635	619	2.00	1000	1000	905	899	987	887	905	891	830	823	782	774	741	735	810	768	765	733	729	757	726	720	706	2.50	1000	1000	943	939	1000	927	968	954	878	873	837	830	801	794	858	822	819	791	787	810	783	775	762	3.00	1000	1000	969	966	1000	953	1000	1000	912	907	876	869	844	837	891	860	857	833	829	847	823	814	801	4.00	1000	1000	1000	997	1000	985	1000	1000	952	948	923	917	897	890	931	906	904	884	880	891	872	861	849	5.00	1000	1000	1000	1000	1000	1000	1000	1000	976	973	952	947	930	923	954	934	932	915	911	918	901	889	878	10.00	1000	1000	1000	1000	1000	1000	1000	1000	1000	1000	1000	1000	1000	1000	1000	999	995	1000	992	991	981	979	973	964	948	938	20.00	1000	1000	1000	1000	1000	1000	1000	1000	1000	1000	1000	1000	1000	1000	1000	1000	1000	1000	1000	1000	1000	998	980	970
---	------	------	------	------	------	------	------	------	------	------	------	------	------	------	------	------	------	------	------	------	------	------	------	------	-----	-----	-----	-----	-----	-----	-----	-----	-----	-----	-----	-----	-----	-----	-----	-----	-----	-----	-----	-----	-----	-----	-----	------	-----	-----	-----	-----	-----	-----	-----	-----	-----	-----	-----	-----	-----	-----	-----	-----	-----	-----	-----	-----	-----	-----	-----	------	-----	-----	-----	-----	-----	-----	-----	-----	-----	-----	-----	-----	-----	-----	-----	-----	-----	-----	-----	-----	-----	-----	-----	------	-----	-----	-----	-----	-----	-----	-----	-----	-----	-----	-----	-----	-----	-----	-----	-----	-----	-----	-----	-----	-----	-----	-----	------	-----	-----	-----	-----	-----	-----	-----	-----	-----	-----	-----	-----	-----	-----	-----	-----	-----	-----	-----	-----	-----	-----	-----	------	------	------	-----	-----	-----	-----	-----	-----	-----	-----	-----	-----	-----	-----	-----	-----	-----	-----	-----	-----	-----	-----	-----	------	------	------	-----	-----	------	-----	-----	-----	-----	-----	-----	-----	-----	-----	-----	-----	-----	-----	-----	-----	-----	-----	-----	------	------	------	-----	-----	------	-----	------	------	-----	-----	-----	-----	-----	-----	-----	-----	-----	-----	-----	-----	-----	-----	-----	------	------	------	------	-----	------	-----	------	------	-----	-----	-----	-----	-----	-----	-----	-----	-----	-----	-----	-----	-----	-----	-----	------	------	------	------	------	------	------	------	------	-----	-----	-----	-----	-----	-----	-----	-----	-----	-----	-----	-----	-----	-----	-----	-------	------	------	------	------	------	------	------	------	------	------	------	------	------	------	------	-----	-----	------	-----	-----	-----	-----	-----	-----	-----	-----	-------	------	------	------	------	------	------	------	------	------	------	------	------	------	------	------	------	------	------	------	------	------	-----	-----	-----

LM53 SHR C0-C180: 1.226 SHR C90-C270: 1.226 SHR Square: 1.345



# LEDS C4<sup>®</sup>

## Luminaire

Code 05-E062-Z5-OU\_3200K  
Name MODIS

## Measurem.

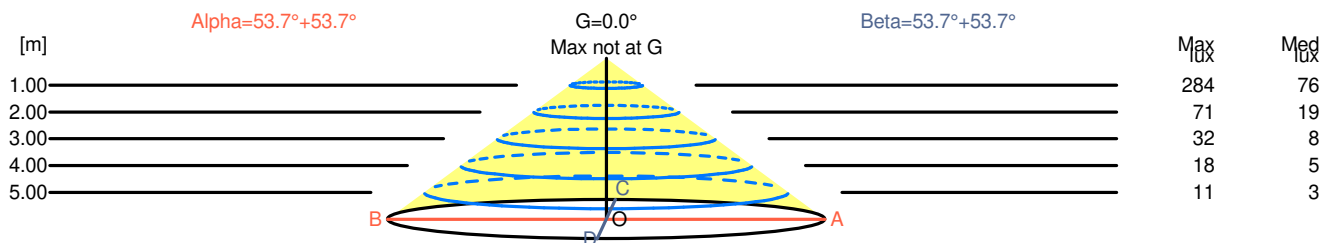
Code 05-E062-Z5-OU\_3200K  
Name MODIS

Luminaire Flux	744 lm	Luminaire Power	11.6 W	Efficacy	64.141 lm/W	Efficiency	100.00%
Source Flux	744 lm	Maximum value	382.31 cd/klm	Position	C=90.00 G=1.00	CG	Double Symmetrical

Width at 50.00 % of Max Intensity

H[m]	1.00	2.00	3.00	4.00	5.00	H[m]	1.00	2.00	3.00	4.00	5.00
OA	1.36	2.72	4.08	5.44	6.80	OC	1.36	2.73	4.09	5.45	6.81
OB	1.36	2.72	4.08	5.44	6.80	OD	1.36	2.73	4.09	5.45	6.81

	Luminous Intensities [ cd/klm ]									
	0	5	15	25	35	45	55	65	75	85
OA	283.27	282.20	270.58	248.45	217.89	179.68	135.87	86.72	37.33	4.47
OB	283.27	282.20	270.58	248.45	217.89	179.68	135.87	86.72	37.33	4.47
OC	283.27	282.35	271.53	249.27	218.01	179.88	135.92	86.63	37.13	3.90
OD	283.27	282.35	271.53	249.27	218.01	179.88	135.92	86.63	37.13	3.90



H[m]	D[m]	Max lux	Med lux	Alpha=53.7°+53.7°	G=0.0° Max not at G
1.00	2.72	284	76		
2.00	5.44	71	19		
3.00	8.16	32	8		
4.00	10.87	18	5		
5.00	13.59	11	3		

H[m]	D[m]	Max lux	Med lux	Beta=53.7°+53.7°	G=0.0° Max not at G
1.00	2.73	284	76		
2.00	5.45	71	19		
3.00	8.18	32	8		
4.00	10.90	18	5		
5.00	13.63	11	3		

# LEDS C4<sup>+</sup>

**Luminaire**

Code 05-E062-Z5-OJ\_3200K

Name MODIS

**Measur.**

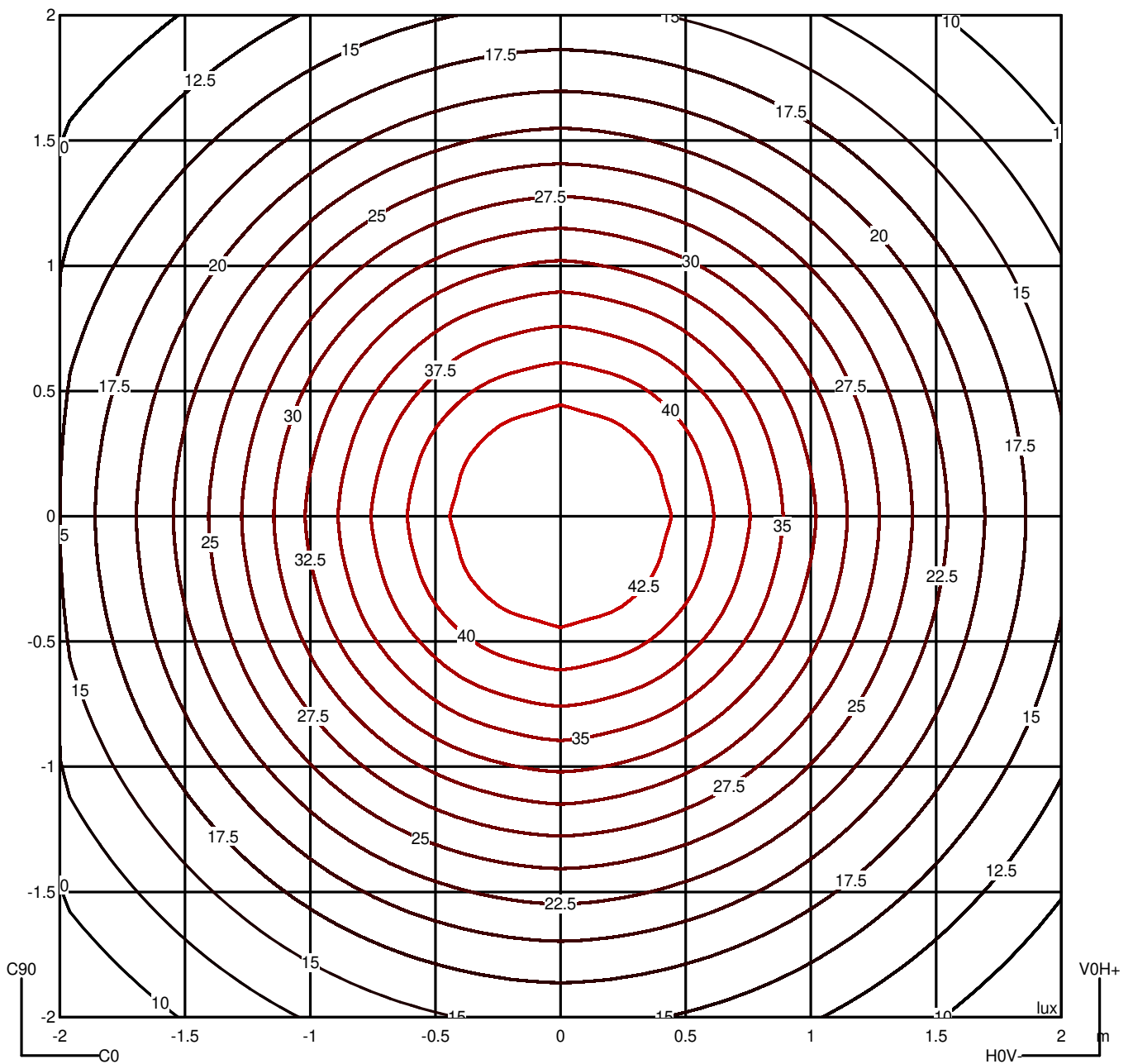
Code 05-E062-Z5-OJ\_3200K

Name MODIS

Luminaire Flux	744 lm	Luminaire Power	11.6 W	Efficacy	64.141 lm/W	Efficiency	100.00%
Source Flux	744 lm	Maximum value	382.31 cd/klm	Position	C=90.00 G=1.00	CG	Double Symmetrical

Isolux (Floor)

Luminaire position X=0.00m Y=0.00m Z=2.50m



# LEDS C4<sup>2</sup>

**Luminaire**

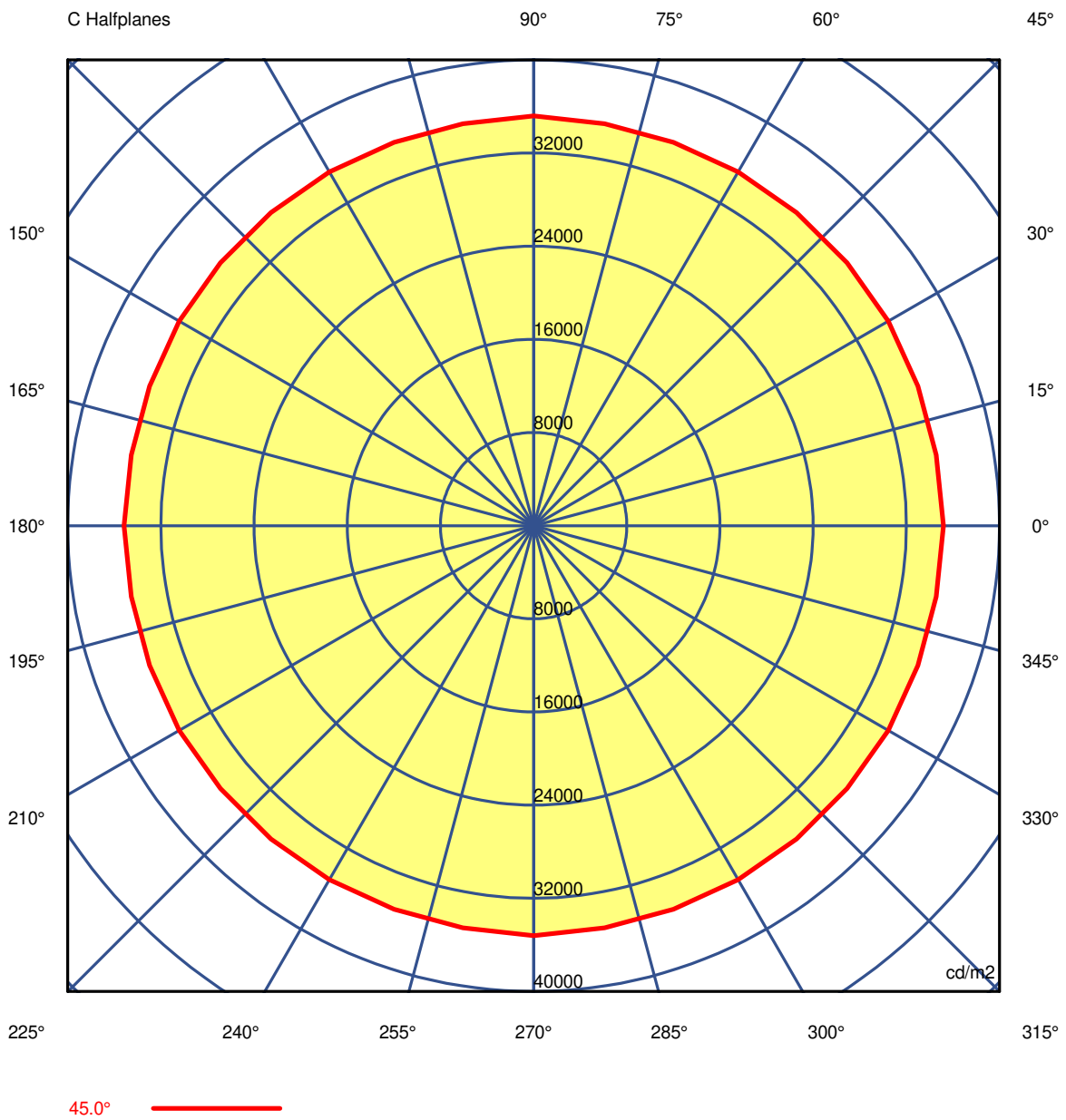
Code 05-E062-Z5-OU\_3200K  
 Name MODIS

**Measur.**

Code 05-E062-Z5-OU\_3200K  
 Name MODIS

Luminaire Flux	744 lm	Luminaire Power	11.6 W	Efficacy	64.141 lm/W	Efficiency	100.00%
Source Flux	744 lm	Maximum value	382.31 cd/klm	Position	C=90.00 G=1.00	CG	Double Symmetrical

Luminance



# LEDS C4<sup>®</sup>

## Luminaire

Code 05-E062-Z5-OU\_3200K  
Name MODIS

## Measurement

Code 05-E062-Z5-OU\_3200K  
Name MODIS

Luminaire Flux	744 lm	Luminaire Power	11.6 W	Efficacy	64.141 lm/W	Efficiency	100.00%						
Source Flux	744 lm	Maximum value	382.31 cd/klm	Position	C=90.00 G=1.00	CG	Double Symmetrical						
Luminance cd/m2 Table 1/3													
	C 0.00	C 10.00	C 20.00	C 30.00	C 40.00	C 50.00	C 60.00	C 70.00	C 80.00	C 90.00	C 100.00	C 110.00	C 120.00
G 0.0	39206.76	39206.76	39206.76	39206.76	39206.76	39206.76	39206.76	39206.76	39206.76	39206.76	39206.76	39206.76	39206.76
G 5.0	39207.74	39135.76	39116.42	39147.23	39183.34	39225.66	39225.41	39130.43	39114.33	39228.39	39114.33	39130.43	39225.41
G 10.0	39119.54	38965.67	38958.42	39039.71	39021.53	39016.83	39025.60	38926.04	38939.09	39128.08	38939.09	38926.04	39025.60
G 15.0	38771.71	38636.82	38648.08	38751.72	38753.66	38756.44	38741.12	38656.92	38697.34	38907.72	38697.34	38656.92	38741.12
G 20.0	38389.53	38274.26	38287.90	38374.27	38364.86	38372.01	38395.72	38306.45	38330.96	38535.22	38330.96	38306.45	38395.72
G 25.0	37942.19	37859.94	37861.32	37922.66	37946.30	37959.58	37932.51	37817.47	37844.46	38067.18	37844.46	37817.47	37932.51
G 30.0	37335.08	37319.01	37340.27	37370.57	37352.67	37366.88	37388.03	37318.65	37326.44	37464.85	37326.44	37318.65	37388.03
G 35.0	36815.03	36701.07	36688.14	36734.01	36713.25	36726.71	36750.80	36663.59	36669.82	36835.30	36669.82	36663.59	36750.80
G 40.0	36040.67	35962.55	35968.48	36009.57	35971.42	35993.25	36044.16	35958.13	35957.85	36123.11	35957.85	35958.13	36044.16
G 45.0	35169.87	35073.71	35087.83	35155.19	35118.80	35100.69	35102.48	35047.45	35053.13	35209.64	35053.13	35047.45	35102.48
G 50.0	34069.49	33998.19	33996.62	34047.51	34073.11	34094.94	34089.14	34009.98	34002.01	34106.37	34002.01	34009.98	34089.14
G 55.0	32785.86	32720.21	32692.40	32700.39	32711.67	32728.18	32725.82	32679.39	32694.90	32798.52	32694.90	32679.39	32725.82
G 60.0	30996.04	30849.36	30829.35	30882.29	30851.65	30873.11	30922.23	30837.34	30837.93	31002.16	30837.93	30837.34	30922.23
G 65.0	28401.23	28261.47	28266.75	28353.78	28333.29	28327.88	28349.80	28285.80	28276.26	28372.21	28276.26	28285.80	28349.80
G 70.0	24733.64	24702.00	24716.23	24747.69	24727.73	24715.50	24712.65	24654.24	24670.96	24796.93	24670.96	24654.24	24712.65
G 75.0	19960.49	19954.31	19937.79	19917.64	19907.75	19884.60	19837.58	19788.19	19793.80	19858.33	19793.80	19788.19	19837.58
G 80.0	13874.17	13842.81	13805.84	13757.04	13693.19	13625.52	13562.29	13511.32	13503.38	13536.44	13503.38	13511.32	13562.29
G 85.0	7106.27	7120.03	7069.76	6924.57	6711.86	6554.81	6451.77	6302.83	6203.66	6186.81	6203.66	6302.83	6451.77
G 90.0	0.00	0.00	0.00	0.00	0.00	0.00	0.00	0.00	0.00	0.00	0.00	0.00	0.00

# LEDS C4<sup>+</sup>

## Luminaire

Code 05-E062-Z5-OU\_3200K  
Name MODIS

## Measurement

Code 05-E062-Z5-OU\_3200K  
Name MODIS

Luminaire Flux	744 lm	Luminaire Power	11.6 W	Efficacy	64.141 lm/W	Efficiency	100.00%
Source Flux	744 lm	Maximum value	382.31 cd/klm	Position	C=90.00 G=1.00	CG	Double Symmetrical

Luminance cd/m2 Table 2/3

	C 130.00	C 140.00	C 150.00	C 160.00	C 170.00	C 180.00	C 190.00	C 200.00	C 210.00	C 220.00	C 230.00	C 240.00	C 250.00
G 0.0	39206.76	39206.76	39206.76	39206.76	39206.76	39206.76	39206.76	39206.76	39206.76	39206.76	39206.76	39206.76	39206.76
G 5.0	39225.66	39183.34	39147.23	39116.42	39135.76	39207.74	39135.76	39116.42	39147.23	39183.34	39225.66	39225.41	39130.43
G 10.0	39016.83	39021.53	39039.71	38958.42	38965.67	39119.54	38965.67	38958.42	39039.71	39021.53	39016.83	39025.60	38926.04
G 15.0	38756.44	38753.66	38751.72	38648.08	38636.82	38771.71	38636.82	38648.08	38751.72	38753.66	38756.44	38741.12	38656.92
G 20.0	38372.01	38364.86	38374.27	38287.90	38274.26	38389.53	38274.26	38287.90	38374.27	38364.86	38372.01	38395.72	38306.45
G 25.0	37959.58	37946.30	37922.66	37861.32	37859.94	37942.19	37859.94	37861.32	37922.66	37946.30	37959.58	37932.51	37817.47
G 30.0	37366.88	37352.67	37370.57	37340.27	37319.01	37335.08	37319.01	37340.27	37370.57	37352.67	37366.88	37388.03	37318.65
G 35.0	36726.71	36713.25	36734.01	36688.14	36701.07	36815.03	36701.07	36688.14	36734.01	36713.25	36726.71	36750.80	36663.59
G 40.0	35993.25	35971.42	36009.57	35968.48	35962.55	36040.67	35962.55	35968.48	36009.57	35971.42	35993.25	36044.16	35958.13
G 45.0	35100.69	35118.80	35155.19	35087.83	35073.71	35169.87	35073.71	35087.83	35155.19	35118.80	35100.69	35102.48	35047.45
G 50.0	34094.94	34073.11	34047.51	33996.62	33998.19	34069.49	33998.19	33996.62	34047.51	34073.11	34094.94	34089.14	34009.98
G 55.0	32728.18	32711.67	32700.39	32692.40	32720.21	32785.86	32720.21	32692.40	32700.39	32711.67	32728.18	32725.82	32679.39
G 60.0	30873.11	30851.65	30882.29	30829.35	30849.36	30996.04	30849.36	30829.35	30882.29	30851.65	30873.11	30922.23	30837.34
G 65.0	28327.88	28333.29	28353.78	28266.75	28261.47	28401.23	28261.47	28266.75	28353.78	28333.29	28327.88	28349.80	28285.80
G 70.0	24715.50	24727.73	24747.69	24716.23	24702.00	24733.64	24702.00	24716.23	24747.69	24727.73	24715.50	24712.65	24654.24
G 75.0	19884.60	19907.75	19917.64	19937.79	19954.31	19960.49	19954.31	19937.79	19917.64	19907.75	19884.60	19837.58	19788.19
G 80.0	13625.52	13693.19	13757.04	13805.84	13842.81	13874.17	13842.81	13805.84	13757.04	13693.19	13625.52	13562.29	13511.32
G 85.0	6554.81	6711.86	6924.57	7069.76	7120.03	7106.27	7120.03	7069.76	6924.57	6711.86	6554.81	6451.77	6302.83
G 90.0	0.00	0.00	0.00	0.00	0.00	0.00	0.00	0.00	0.00	0.00	0.00	0.00	0.00

# LEDS C4<sup>®</sup>

## Luminaire

Code 05-E062-Z5-OU\_3200K  
Name MODIS

## Measurment

Code 05-E062-Z5-OU\_3200K  
Name MODIS

Luminaire Flux	744 lm	Luminaire Power	11.6 W	Efficacy	64.141 lm/W	Efficiency	100.00%
Source Flux	744 lm	Maximum value	382.31 cd/klm	Position	C=90.00 G=1.00	CG	Double Symmetrical

Luminance cd/m2 Table 3/3

	C 260.00	C 270.00	C 280.00	C 290.00	C 300.00	C 310.00	C 320.00	C 330.00	C 340.00	C 350.00
G 0.0	39206.76	39206.76	39206.76	39206.76	39206.76	39206.76	39206.76	39206.76	39206.76	39206.76
G 5.0	39114.33	39228.39	39114.33	39130.43	39225.41	39225.66	39183.34	39147.23	39116.42	39135.76
G 10.0	38939.09	39128.08	38939.09	38926.04	39025.60	39016.83	39021.53	39039.71	38958.42	38965.67
G 15.0	38697.34	38907.72	38697.34	38656.92	38741.12	38756.44	38753.66	38751.72	38648.08	38636.82
G 20.0	38330.96	38535.22	38330.96	38306.45	38395.72	38372.01	38364.86	38374.27	38287.90	38274.26
G 25.0	37844.46	38067.18	37844.46	37817.47	37932.51	37959.58	37946.30	37922.66	37861.32	37859.94
G 30.0	37326.44	37464.85	37326.44	37318.65	37388.03	37366.88	37352.67	37370.57	37340.27	37319.01
G 35.0	36669.82	36835.30	36669.82	36663.59	36750.80	36726.71	36713.25	36734.01	36688.14	36701.07
G 40.0	35957.85	36123.11	35957.85	35958.13	36044.16	35993.25	35971.42	36009.57	35968.48	35962.55
G 45.0	35053.13	35209.64	35053.13	35047.45	35102.48	35100.69	35118.80	35155.19	35087.83	35073.71
G 50.0	34002.01	34106.37	34002.01	34009.98	34089.14	34094.94	34073.11	34047.51	33996.62	33998.19
G 55.0	32694.90	32798.52	32694.90	32679.39	32725.82	32728.18	32711.67	32700.39	32692.40	32720.21
G 60.0	30837.93	31002.16	30837.93	30837.34	30922.23	30873.11	30851.65	30882.29	30829.35	30849.36
G 65.0	28276.26	28372.21	28276.26	28285.80	28349.80	28327.88	28333.29	28353.78	28266.75	28261.47
G 70.0	24670.96	24796.93	24670.96	24654.24	24712.65	24715.50	24727.73	24747.69	24716.23	24702.00
G 75.0	19793.80	19858.33	19793.80	19788.19	19837.58	19884.60	19907.75	19917.64	19937.79	19954.31
G 80.0	13503.38	13536.44	13503.38	13511.32	13562.29	13625.52	13693.19	13757.04	13805.84	13842.81
G 85.0	6203.66	6186.81	6203.66	6302.83	6451.77	6554.81	6711.86	6924.57	7069.76	7120.03
G 90.0	0.00	0.00	0.00	0.00	0.00	0.00	0.00	0.00	0.00	0.00

# LEDS C4<sup>®</sup>

## Luminaire

Code 05-E062-Z5-OU\_3200K

Name MODIS

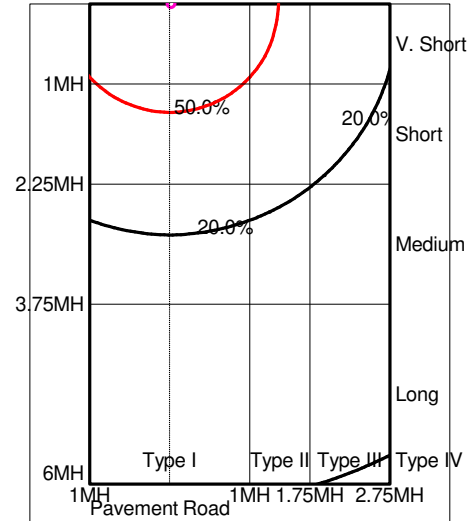
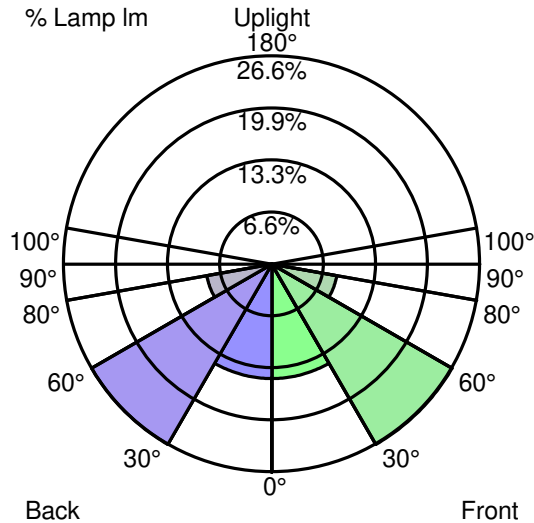
## Measurerm.

Code 05-E062-Z5-OU\_3200K

Name MODIS

Luminaire Flux	744 lm	Luminaire Power	11.6 W	Efficacy	64.141 lm/W	Efficiency	100.00%
Source Flux	744 lm	Maximum value	382.31 cd/klm	Position	C=90.00 G=1.00	CG	Double Symmetrical

## US ROAD STANDARDS



Luminaire Classification System (LCS)				
LCS Zone		Lumens	%Lamp	%Lum
FL	0° -- 30°	108.6 lm	14.6 %	14.6 %
FM	30° -- 60°	197.6 lm	26.6 %	26.6 %
FH	60° -- 80°	62.6 lm	8.4 %	8.4 %
FVH	80° -- 90°	3.1 lm	0.4 %	0.4 %
BL	0° -- 30°	108.6 lm	14.6 %	14.6 %
BM	30° -- 60°	197.6 lm	26.6 %	26.6 %
BH	60° -- 80°	62.6 lm	8.4 %	8.4 %
BVH	80° -- 90°	3.1 lm	0.4 %	0.4 %
UL	90° -- 100°	0.0 lm	0.0 %	0.0 %
UH	100° -- 180°	0.0 lm	0.0 %	0.0 %
TOTALS		744.0 lm	100.0 %	100.0 %
BUG B0 U0 G0		Type V Very Short	Quadrilateral Symmetry	